

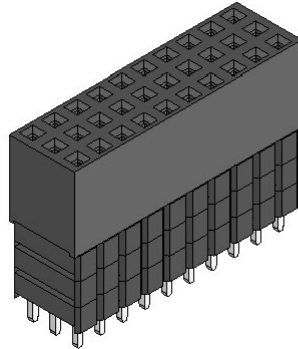
Female Header 2.54 mm

180° Series

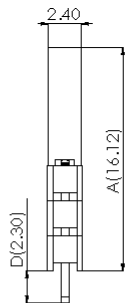
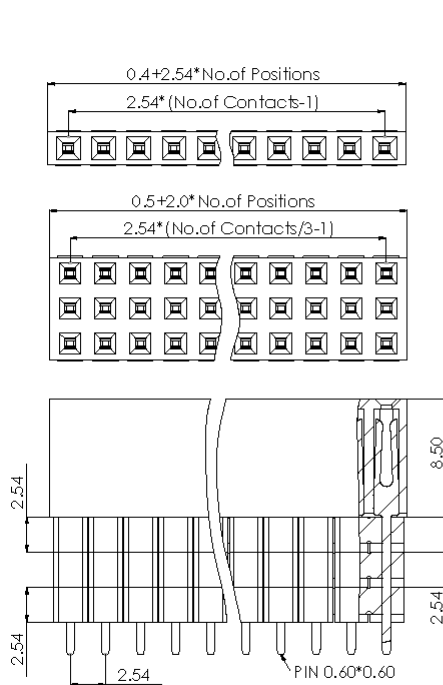
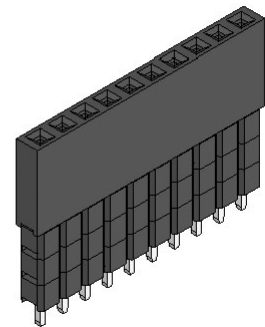
SPECIFICATIONS

Current Rating: 3 A
 Insulator Resistance: 5000 MOhm min.
 Contact Resistance: 20 mOhm max.
 Dielectric Withstanding: AC 1000 V
 Operating Temperature: -40°C ~ +105°C
 Soldering Temperature: 260°C for 3~5 sec. max
 Contact Material: Brass
 Insulator Material: Polyester, UL 94V-0
 Standard: P.B.T.
 Finish: Tin, Gold or Duplex Plated
 Standard: Gold Flash all over
 Note: Duplex Plating: Gold Plated on contact area, Tin on solder area

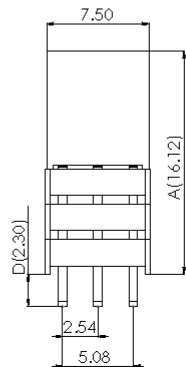
F031-SGP-D023-XX-P3



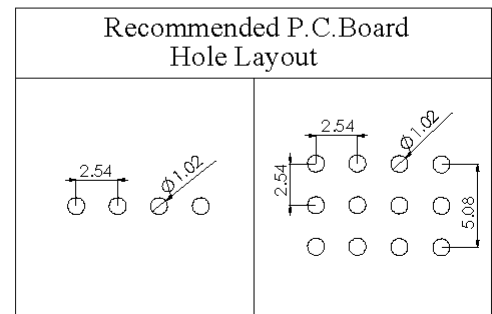
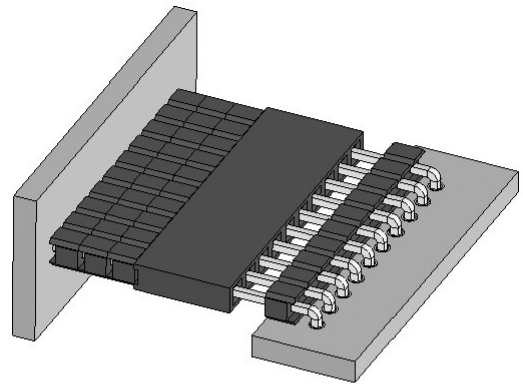
F101-SGP-D023-XX-P3



[F101] -P3



[F031] -P3



How to order

Unit: mm

Series	Connector Type	Contact Plating	Material	Pin Length mm	Number of Contacts	Other
FXXX	X	X	X	DXXX	XX	P3
F101:F/H 2.54 H:8.50 Single Row F031:F/H 2.54 H:8.50 Triple Row	S: Straight Type	G: Gold Flash T: Tin Plated A: 10U"Gold B: 15U"Gold C: 20U"Gold ⊙ Duplex Plating D: Gold Flash/Tin (Standard: G)	P: PBT N: Nylon-6T (Standard: P)	S-D D023	F101: (02 TO 40 Contacts) F031: (09 TO 96 Contacts)	P3: A=16.12